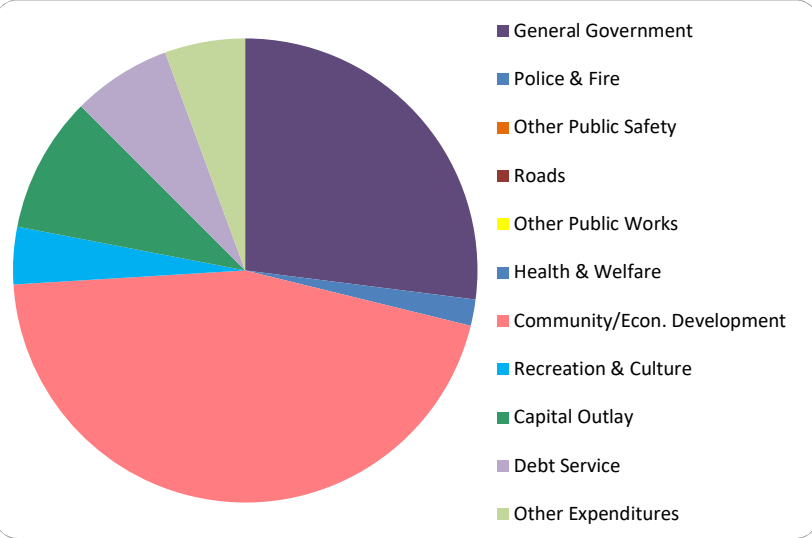


CITIZEN'S GUIDE TO LOCAL UNIT FINANCES - Village of Sheridan (593030)

EXPENDITURES

1. Where we spend our money (all governmental funds)

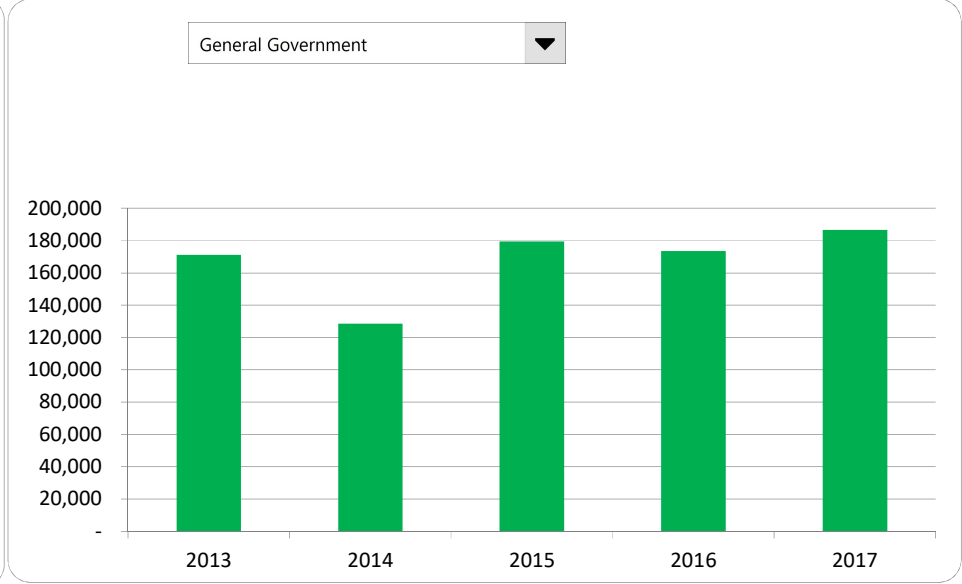
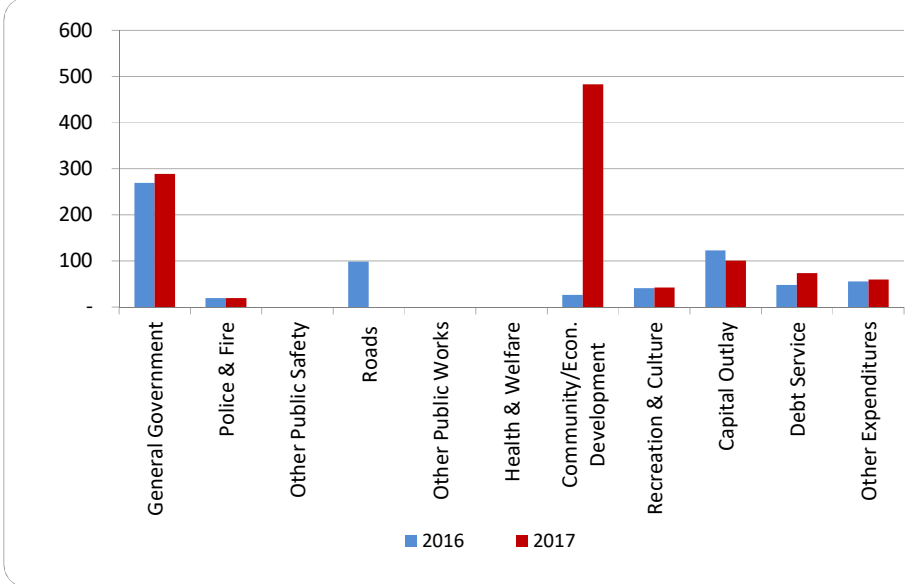
2. Compared to the prior year



	<u>2016</u>	<u>2017</u>	<u>% change</u>
General Government	\$ 173,547	\$ 186,555	7.50%
Police & Fire	12,750	12,750	0.00%
Other Public Safety	-	-	N/A
Roads	63,933		#VALUE!
Other Public Works	-		N/A
Health & Welfare	-	-	N/A
Community/Econ. Development	16,528	312,236	1789.13%
Recreation & Culture	26,234	27,607	5.23%
Capital Outlay	79,179	65,430	-17.36%
Debt Service	31,225	47,774	53.00%
Other Expenditures	36,396	38,673	6.26%
Total Expenditures	\$ 439,792	\$ 691,025	57.13%

3. Spending per capita - compared to the prior year

4. Historical trends of individual departments:



Commentary:

For more information on our unit's finances, contact Village of Sheridan at 989-291-3485.