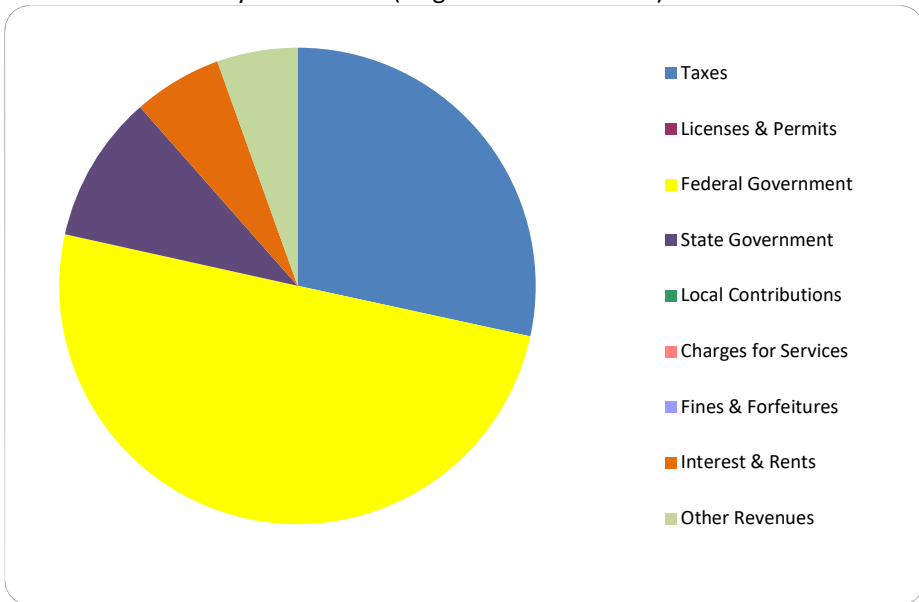


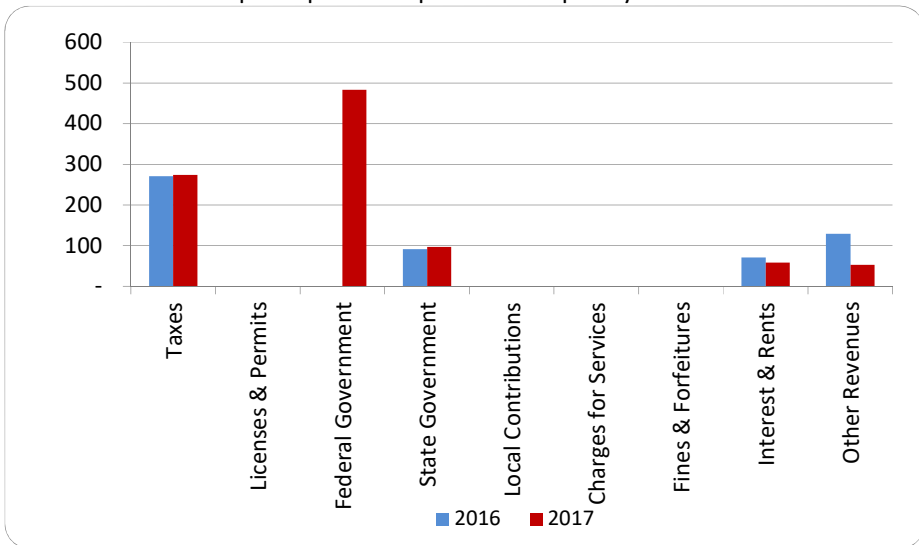
**1. Where our money comes from (all governmental funds)**



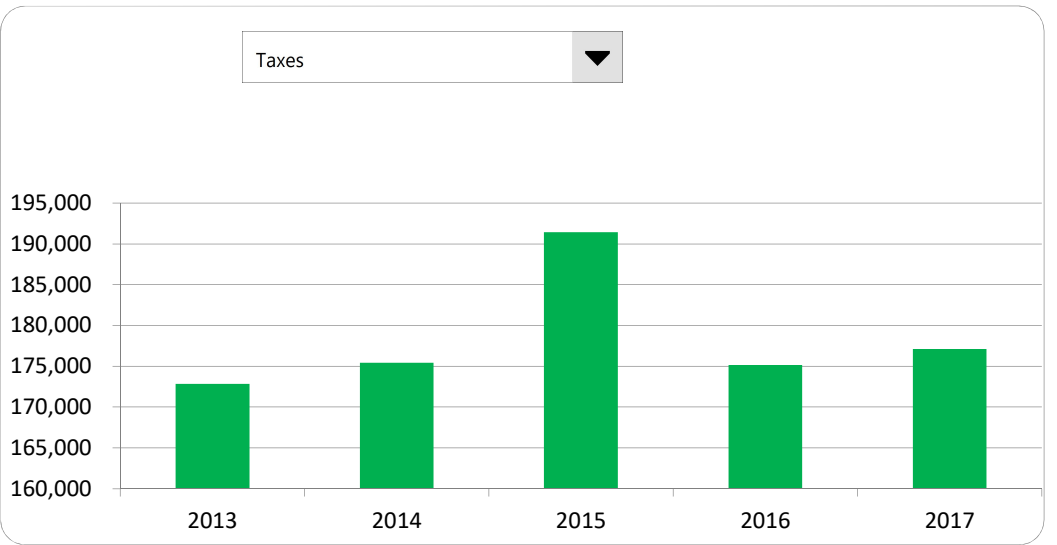
**2. Compared to the prior year**

	<u>2016</u>	<u>2017</u>	<u>% change</u>
Taxes	\$ 175,170	\$ 177,104	1.10%
Licenses & Permits	-	-	N/A
Federal Government	-	312,236	N/A
State Government	59,737	62,530	4.68%
Local Contributions	-	-	N/A
Charges for Services	-	-	N/A
Fines & Forfeitures	-	-	N/A
Interest & Rents	45,810	37,661	-17.79%
Other Revenues	83,351	34,042	-59.16%
<b>Total Revenues</b>	<b>\$ 364,068</b>	<b>\$ 623,573</b>	<b>71.28%</b>

**3. Revenue sources per capita - compared to the prior year**



**4. Historical trends of individual sources**



**Commentary:**

For more information on our unit's finances, contact Village of Sheridan at 989-291-3485.